


WINKEL FLATBEDS

Custom Features, Options and
Sizes to Match Your Truck



Optional
Sideboard
Accessories

1 TON DUALY

2 TON

Optional
Light
Packages

Custom
Rear Plate
Designs

3 TON



Right at Home on the Range

WINKEL FLATBEDS
800-466-3606

5 TON

**7', 7½', 8' or 8½' Widths
7' through 12' Lengths**

**Standard 34" Frame Width
—38" and 42" Available**

Cut Hole for
Fuel Tank

Heavy Duty
Rear Hitch, Tag
Bracket and Side
Stake Pockets


You'll Find Winkel Quality, Custom Flatbeds

Header Frame Offers Superb View From Mirrors The Winkel header frame eliminates any hidden mirror image while driving. Standard expanded metal screen, solid plate with screen window or sun louver headers are optional for maximum window protection.


Sealed Beam Tail Lights and All Clearance Lights are in Rubber Frame We also offer additional options on lights, square tail light with built in back up light with universal two- or three-bolt mounts or rubber mounted sealed beam light system. Check out our headboard light package now available.

Bed Construction ½" deck plate floor, 5" channel main frame with optional 6" channel available for hydraulic lift head room.

Standard Heavy Duty Rear Hitch Constructed of 3" x 3" x ¾" square tube with extended ½" x 4" hitch with three 1" holes.



35,000 GVW Steel Flip Over Ball Hitch
Both hitch systems offer safety chain requirements.



Ball Hitch with Cover Lid





Optional 2" pop-up King Pin for bigger units.

Fill In Between Hitch with
Solid Panel Divider Option

Rectangular
Tube
Headboard

Popular 6"
Side Boards

Anti-Sail Mudflap Brackets



Provides the Best Choice.

Features Include Heavy duty rear hitch, side boards of 14 Ga. smooth formed steel with 1½" x 3" rectangular tubing stakes, side stake pockets, retractable steel ball hitch, tail and corner marker lights, tag bracket, back-up lights, header frame and optional mudflaps.

Cross Members 2" channel, spaced on approximate 12" centers—one of the strongest on the market today.

Bed Weight 7' x 8' size—850 lb.



Optional Recessed Light Packages




Heavy Duty 3" x 4" Rectangular
Tubing Optional Receiver Hitch

Mesh, Louvered or Steel Panel with Mesh
Window Headache Rack Options



Nine Sizes of
Tool Boxes of
12 Ga. smooth
sheet with
formed corners,
stainless steel
hinges (with
grease zerk),
rubber gasket
seal, ⅜" chain
and key locking
fold-down
T-handle latch.



20" to 48"
Length Tool
Boxes, 15"
Tall and 11"
to 15" Depth



Optional Bull Nose Tapered Front for
Better Mirror Vision on 8½' Wide Beds

Custom Speciality Flatbeds for Fire or Emergency Vehicles

Call and discuss
your specific
needs today.
Our reputation
of working with
your ideas and
needs has made
us quite popular.



Compare the Winkel Bale Loading Prices for Economics



Bale spike option is available for new Winkel and previous flatbed models.




- Spring loaded bale spike locks
- 4" x 8" cylinder
- Solid steel 2" x 40" spike teeth pointed for easy penetration



- 12 Volt electric hydraulic power unit
- Remote control operation from the cab
- Bale spikes neatly store flush and concealed in rear of bed



Spring Loaded Spike Locks
Optional with bale spike addition.




Optional Mounting Spacer Blocks

Bolted to the truck frame, then welded to the truck bed for a maximum, secure fit. This feature also allows you to easily remove your Winkel Flatbed should you decide to sell or trade your truck.

Winkel will mount your flatbed or you can easily mount your own!

It's what you can't see that makes the Winkel Flatbed the FIRST CHOICE!




In-Cab Remote Control
For inside or outside operation of bale load/unload.



Dual Tool Boxes

Optional 15" x 24" for one half or three quarter ton trucks and large 15" x 30" for ton trucks, both offer security locks. Also conceals hydraulic 12V electric power unit.



Our standard construction includes 2" channel cross members spaced on approximate 12" centers (closer centers available).



WINKEL MANUFACTURING CO.

2225A 200 Road • Glen Elder, Kansas 67446-9717 • (785)545-3606
Toll Free 800-466-3606 • www.winkelmgf.com • winkelmgf@nckcn.com

Your Local Winkel Dealer:



FLATBEDS



Built to Last

Winkel

